



**NIRO GRANITE**  
THE QUALITY OF ITALY

# SONOSAND

THE SAND-SATIONAL COLLECTION

*- Inspired by Nature's Masterpiece -*





“  
*Close your eyes.  
Feel the warmth of the sun  
caresses your skin.  
Breathe in the clean briny smell  
that rises with the waters as you listen  
to the song of the lark,  
the lapping of the waves on the shore.  
Your heartbeats gradually steady.*”

# SONOSAND

THE SAND-SATIONAL COLLECTION

- Inspired by Nature's Masterpiece -

That is the magic of Sonosand, a new series of technical porcelain tiles that has gripped our imaginations as much as it draws inspiration from the beautiful sandy bays and beaches. Its swirling patterns simulate those formed on the soft sand fringed by the sea: constantly shifting under pressure – stirred by the ebb and flow of tides and swinging winds – the sand often sports carefree strokes that are distinctive to the nautical landscapes. No matter your address, Sonosand promises to deliver a beauty and laid-back vibe unique to the coastal setting to you and your home.

 **NIRO GRANITE**  
THE EXTRA QUALITY TILE



NIRO GRANITE

SONOSAND

THE SAND-SATIONAL COLLECTION

— Inspired by Nature's Masterpiece —



## GSA01 SHELLY WHITE

Imagine the joy as you frolic on the sandy white beach in search for the perfect shell specimen. Shelly White is a reflection of such wonder and innocence. Just as it awakens a sense of playfulness and curiosity, the soft, off-white shade also gives any urban home a romantic, bohemian flair.

**60x120cm | 60x60cm | 30x60cm**  
**matt | structured**





**NIRO GRANITE**  
**SONOSAND**  
THE SAND-SATIONAL COLLECTION  
- Inspired by Nature's Masterpiece -



**SONOSAND GSA01 SHELLY WHITE** 60x120cm structured + **GSACA COMBO A** 29.4x27.2cm



**SONOSAND GSA01 SHELLY WHITE** 60x60cm matt



 NIRO GRANITE

SONOSAND

THE SAND-SATIONAL COLLECTION

- Inspired by Nature's Masterpiece -



## GSA02 POWDERY SHORE

Powdery Shore is a versatile option with a sunny disposition. Its earthy neutral hue easily fits into any interior concept – bold or monochromatic – establishing its status as an evergreen favourite. Mimicking the golden shorelines, it lights up your space with a warm glow that endures even after the sun has long set.

---

**60x120cm | 60x60cm | 30x60cm**  
**matt | structured**





NIRO GRANITE

SONOSAND

THE SAND-SATIONAL COLLECTION

- Inspired by Nature's Masterpiece -



SONOSAND GSA02 POWDERY SHORE 60x120cm structured + 30x60cm matt



 NIRO GRANITE

**SONOSAND**  
THE SAND-SATIONAL COLLECTION  
- Inspired by Nature's Masterpiece -



## GSA03 SILVERY ROCK

Having taken cue from the geological formation of layered rock and sedimentary that shapes the irregular outlines and contours of many coastal regions, Silvery Rock naturally stands out. The pale grey makes a luxe, sophisticated backdrop and creates interesting contrasts when paired with brighter, lighter palettes.

---

**60x120cm | 60x60cm | 30x60cm**  
**matt | structured**







**NIRO GRANITE**  
**SONOSAND**  
THE SAND-SATIONAL COLLECTION  
- Inspired by Nature's Masterpiece -

**SONOSAND GSA03 SILVERY ROCK 60x120cm matt**



**SONOSAND GSA03 SILVERY ROCK 60x120cm matt**



 NIRO GRANITE

SONOSAND

THE SAND-SATIONAL COLLECTION

- Inspired by Nature's Masterpiece -



## GSA04 DEEP DUSK

When the last rays of the setting sun disappear over the horizon and the copper hues give way to a dusty grey, a peace and quiet falls upon the water and its adjacent land. Deep Dusk radiates such air of serenity. Offering a refuge from the clamour of the outside world, it is sure to revive any flagging city spirits.

---

60x120cm | 60x60cm | 30x60cm  
matt | structured





**NIRO GRANITE**  
**SONOSAND**  
THE SAND-SATIONAL COLLECTION  
- Inspired by Nature's Masterpiece -

SONOSAND GSA04 DEEP DUSK 60x120cm matt + GSA01 SHELLY WHITE 30x60cm matt



SONOSAND GSA04 DEEP DUSK 60x120cm structured + G5ACA COMBO A 29.4x27.2cm



 NIRO GRANITE

SONOSAND

THE SAND-SATIONAL COLLECTION

- Inspired by Nature's Masterpiece -



## GSA05 CHARCOAL BAY

As trends delve into the deeper end of the colour spectrum, Charcoal Bay is emerging as the new neutral. The dark hue sets a dramatic stage for sensuous lustre, ideal for homeowners seeking a more dynamic and moodier interior solution. Its profound visual presentation and soft emanations are even conducive to a rich, cosy environment.

---

**60x120cm | 60x60cm | 30x60cm**  
**matt | structured**





NIRO GRANITE

# SONOSAND

THE SAND-SATIONAL COLLECTION

- Inspired by Nature's Masterpiece -



SONOSAND GSA05 CHARCOAL BAY 60x60cm structured



SONOSAND GSA05 CHARCOAL BAY 60x120cm matt



# SONOSAND

THE SAND-SATIONAL COLLECTION  
- Inspired by Nature's Masterpiece -

GSA01 **SHELLY WHITE**



60x120cm  
matt . structured



60x60cm  
matt . structured



30x60cm  
matt . structured

GSA02 **POWDERY SHORE**



60x120cm  
matt . structured



60x60cm  
matt . structured




30x60cm  
matt . structured

GSA05 **CHARCOAL BAY**



60x120cm  
matt . structured



60x60cm  
matt . structured



30x60cm  
matt . structured

GSA03 **SILVERY ROCK**



60x120cm  
matt . structured




60x60cm  
matt . structured




30x60cm  
matt . structured

GSA04 **DEEP DUSK**



60x120cm  
matt . structured


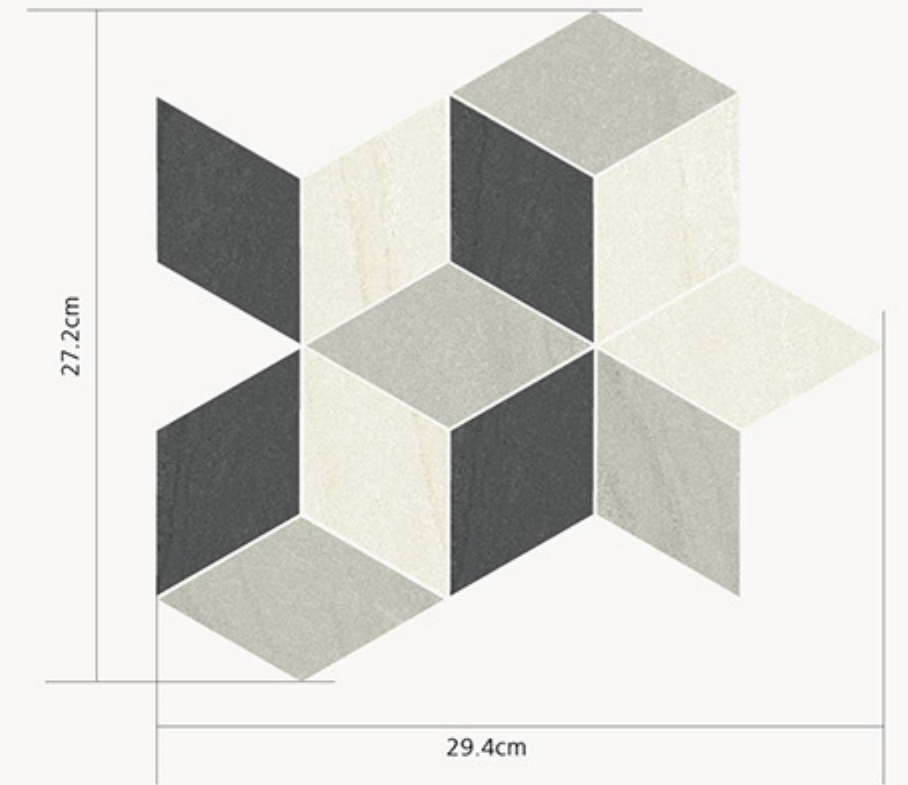


60x60cm  
matt . structured



30x60cm  
matt . structured

GSACA **COMBO A** 29.4x27.2cm





# SONOSAND

## THE SAND-SATIONAL COLLECTION

- Inspired by Nature's Masterpiece -



## TECHNICAL SPECIFICATIONS

Description	Standard Test	Measurement Unit	ISO Standard Requirement	NIRO GRANITE
Length & Width	MS ISO 10545 - 2	mm	± 0.5% Max	± 0.25% Max
Thickness	MS ISO 10545 - 2	mm	± 5.0% Max	± 2.50% Max
Sides Straightness	MS ISO 10545 - 2	mm	± 0.5% Max	± 0.25% Max
Rectangularity	MS ISO 10545 - 2	mm	± 0.6% Max	± 0.30% Max
Flatness: a) Centre Curvature b) Edge Curvature c) Warpage	MS ISO 10545 - 2 MS ISO 10545 - 2 MS ISO 10545 - 2	mm mm mm	± 0.5% Max ± 0.5% Max ± 0.5% Max	± 0.25% Max ± 0.25% Max ± 0.25% Max
Surface Quality	MS ISO 10545 - 2	One major area of tiles	≥ 95% free from visible defect	Comply
Water Absorption	MS ISO 10545 - 3	Mass	≤ 0.5%	≤ 0.25% Max
Modulus of Rupture	MS ISO 10545 - 4	N/mm <sup>2</sup>	≥ 35 N/mm <sup>2</sup>	≥ 35 N/mm <sup>2</sup>
Deep Abrasion	MS ISO 10545 - 6	mm <sup>3</sup>	≤ 175 mm <sup>3</sup>	≤ 160 mm <sup>3</sup>
Crazing Test	MS ISO 10545 - 11	Visual Check	Not Applicable for porcelain tiles	Not Applicable
Frost Resistance	MS ISO 10545 - 12	Visual Check	Required	No Visible Crack
Chemical Resistance (Low Cons.)	MS ISO 10545 - 13	Visual Check	Manuf. to State	Max Visible Change On Cut Side
Chemical Resistance (Household/Swimming Pool)	MS ISO 10545 - 13	Visual Check	Max Visible Change On Cut Side	Max Visible Change On Cut Side
Stain Resistance	MS ISO 10545 - 14	Visual Check	Class 3 Min	Class 3 Min
Coefficient of Friction AS/NZS 4586-1999 App.D.	MS ISO 10545 - 17	Manuf. to State	Manuf. to State	Oil /Wet Ramp (R9 Min)

Each different tiles series are produced to meet different performance requirements. For specific product technical performance, please request from Niro Granite sales team or their agent or distributor.

Colour Variations: Since the colour reproduction in this printed piece will vary from the actual tile colours, final selection should be made from tile samples. Colour, shade and glaze variations may exist due to the inherent characteristics of porcelain tile.



Due to the low porosity of porcelain tiles, an Improved High Performance Cementitious adhesive in accordance to BS EN 12004 & ISO 13007-1 is highly recommended for proper installation. Products that meet this standard are available amongst leading adhesive manufacturers. Please seek expert advice from adhesive manufacturers for proper selection and application.

### SHADE AND TONALITIES

	<b>U1</b> <b>UNIFORM</b> FROM TILE TO TILE		<b>U2</b> <b>SLIGHTLY NOTICEABLE</b> FROM TILE TO TILE		<b>U3</b> <b>MODERATELY NOTICEABLE</b> FROM TILE TO TILE		<b>U4</b> <b>DISTINCTLY NOTICEABLE</b> FROM TILE TO TILE
	<b>U1</b> <b>Uniform from tile to tile</b> The range of colours and tones within the same shade is relatively uniform from tile to tile. Minimal to no difference among pieces from the same production run.		<b>U2</b> <b>Slightly noticeable from tile to tile</b> The range of colours and tones within the same shade is slightly noticeable from tile to tile. Clearly distinguishable differences in design or pattern with similar or slight change in colour tones.		<b>U3</b> <b>Moderately noticeable from tile to tile</b> The range of colours and tones within the same shade is moderately noticeable from tile to tile. Clearly distinguishable differences in design or pattern.		<b>U4</b> <b>Distinctly noticeable from tile to tile</b> The range of colours and tones within the same shade is distinctly different from tile to tile. Random colour differences from tile to tile, so that one tile may have totally different colours from that on other tiles. Final installation can be unique.



 **NIRO GRANITE** **PASSIONATE** ABOUT LIFE



 **facebook**  
[/nirogranite.niroceramicgroup](https://www.facebook.com/nirogranite.niroceramicgroup)

 **twitter**  
[/Niro\\_Granite](https://twitter.com/Niro_Granite)

 **instagram**  
[/Niro\\_Granite](https://www.instagram.com/Niro_Granite)

 **NIRO GRANITE STUDIO**  
/available in app store

[www.nirogranite.com](http://www.nirogranite.com)