

i'pietra

/ Touch of nature
the defined digital collection



i'pietra

Indulging to the atmosphere of nature, Niro Granite unleashes l'Pietra, the stone designed collection that is crafted through the brilliance of the digital printing technology. The l'Pietra series is truly a unique one as each design emulates the distinct patterns and colour of the original stone to create a one colour per design collection.

Obtainable in Borgogna White, Java Creama, Beola Grey, Alpine Grey, Limestone Beige and Riviera Black, each of the colours exclusively manifest the distinctive stone design. In the surfaces of matt, lappato and structured, this sagely refined stone designs ignites the touch of nature in any architectural concept and space.

6
COLOURS
BORGOGNA WHITE
JAVA CREMA
BEOLA GREY
ALPINE GREY
LIMESTONE BEIGE
RIVIERA BLACK

5
FORMATS
120x60 cm
60x60 cm
60x30 cm
80x80 cm
45x90 cm

3
FINISHINGS
MATT
LAPPATO
STRUCTURED





Roused by the enthrallment of soft calcareous stone, Borgogna White unveils the fascination of the North France legacy. This speckle white colour manifested the inheritance of the natural resources characteristics that kindles the calm soothing sensation, yet with the evocation of elegance.

GIP01

BORGOGNA
WHITE

i'pietra





BORGOGNA WHITE MATT

BORGOGNA WHITE

GIP01

MATT & LAPPATO

60x120cm · 60x60cm · 30x60cm · 80x80cm · 45x90cm





Inspired by the Indonesian marble, Java Crema gratifies the desire to live in an astoundingly pure and natural environment. Stimulated by the quarries of limestone, this natural beige base colour of Java Crema fills the resemblance of the natural rocky mountain consciousness to your living space.

GIP02
JAVA
CREMA

i'pietra





JAVA CREMA MATT

JAVA CREMA

MATT & LAPPATO

GIP02

60x120cm · 60x60cm · 30x60cm · 80x80cm · 45x90cm





Beola Grey, the creative masterpiece inspired by the Italy's igneous granite stone, epitomizes the true beauty of nature. With the resemblance similar to the sedimentary rock in Italy, be prepared to unfilled the pure anciently sensation of nature to your space.

GIP03
BEOLA
GREY

i'pietra





BEOLA GREY MATT


BEOLA GREY

MATT, LAPPATO & STRUCTURED

GIP03

60x120cm · 60x60cm · 30x60cm · 80x80cm · 45x90cm





Galvanized by the robust and vigorous stone in North of Italy, Alpine Grey distinctively fills with the manifestation of the masculine characteristic yet completely liquidated the artistic exquisiteness appearance that defines the Swiss Alps. It does not evoke a strong emotion as the uniqueness of Alpine Grey emulates a natural slate at your home.

GIP04
ALPINE
GREY

i'pietra






ALPINE GREY

GIP04

LAPPATO & STRUCTURED

60x120cm · 60x60cm · 30x60cm · 80x80cm · 45x90cm






Limestone Beige, the sturdy and robust stone native of the Bosphorus used to build palaces and places of worship during the Middle Ages, embodies the pureness of nature. With the affinity to be stimulated by natural surroundings, Limestone Beige emanates awe-inspiring nature to your space.

GIP06

LIMESTONE
BEIGE

i'pietra





LIMESTONE BEIGE MATT

LIMESTONE BEIGE

GIP06

MATT & LAPPATO

60x120cm · 60x60cm · 30x60cm · 80x80cm · 45x90cm






Riviera Black unfolds mystery, power and elegance to an ambience or mood. A Spanish dramatic black marble with unique presence of white veining is the supremacy of the Riviera Black Stone. Combine the Riviera Black with other collection of I'Pietra white and grey to accomplish a sophisticated design masterpiece.

GIP07
RIVIERA
BLACK

i'pietra





RIVIERA BLACK

GIP07

MATT & LAPPATO

60x120cm · 60x60cm · 30x60cm · 80x80cm · 45x90cm



MATT



LAPPATO



STRUCTURED



TECHNICAL SPECIFICATIONS

Description	Standard Test	Measurement Unit	ISO Standard Requirement	NIRO GRANITE
Length & Width	MS ISO 10545 - 2	mm	± 0.5% Max	± 0.25% Max
Thickness	MS ISO 10545 - 2	mm	± 5.0% Max	± 2.50% Max
Sides Straightness	MS ISO 10545 - 2	mm	± 0.5% Max	± 0.25% Max
Rectangularity	MS ISO 10545 - 2	mm	± 0.6% Max	± 0.30% Max
Flatness: a) Centre Curvature b) Edge Curvature c) Warpage	MS ISO 10545 - 2 MS ISO 10545 - 2 MS ISO 10545 - 2	mm mm mm	± 0.5% Max ± 0.5% Max ± 0.5% Max	± 0.25% Max ± 0.25% Max ± 0.25% Max
Surface Quality	MS ISO 10545 - 2	One major area of tiles	≥ 95% free from visible defect	Comply
Water Absorption	MS ISO 10545 - 3	Mass	≤ 0.5%	≤ 0.25% Max
Modulus of Rupture	MS ISO 10545 - 4	N/mm ²	≥ 35 N/mm ²	≥ 35 N/mm ²
Deep Abrasion	MS ISO 10545 - 6	mm ³	≤ 175 mm ³	≤ 160 mm ³
Surface Abrasion PEI ASTM C1027	MS ISO 10545 - 7	Visual Check	Manuf. to State Abrasion Class, Cycle Passed	Min PEI 3
Crazing Test	MS ISO 10545 - 11	Visual Check	Not Applicable for porcelain tiles	Not Applicable
Frost Resistance	MS ISO 10545 - 12	Visual Check	Required	No Visible Crack
Chemical Resistance (Low Cons.)	MS ISO 10545 - 13	Visual Check	Manuf. to State	Max Visible Change On Cut Side
Chemical Resistance (Household/Swimming Pool)	MS ISO 10545 - 13	Visual Check	Max Visible Change On Cut Side	Max Visible Change On Cut Side
Stain Resistance	MS ISO 10545 - 14	Visual Check	Class 3 Min	Class 3 Min
Coefficient of Friction AS/NZS 4586-1999 App.D.	MS ISO 10545 - 17	Manuf. to State	Manuf. to State	Oil /Wet Ramp (R9 Min)

Each different tiles series are produced to meet different performance requirements. For specific product technical performance, please request from Niro Granite sales team or their agent or distributor.

Colour Variations: Since the colour reproduction in this printed piece will vary from the actual tile colours, final selection should be made from tile samples. Colour, shade and glaze variations may exist due to the inherent characteristics of porcelain tile.



Due to the low porosity of porcelain tiles, an improved High Performance Cementitious adhesive in accordance to BS EN 12004 & ISO 13007-1 is highly recommended for proper installation. Products that meet this standard are available amongst leading adhesive manufacturers. Please seek expert advice from adhesive manufacturers for proper selection and application.

SHADE VARIATION

<p>V1 UNIFORM FROM TILE TO TILE</p>	<p>V2 SLIGHTLY NOTICEABLE FROM TILE TO TILE</p>	<p>V3 MODERATELY NOTICEABLE FROM TILE TO TILE</p>	<p>V4 DISTINCTLY NOTICEABLE FROM TILE TO TILE</p>
<p>V1 Uniform from tile to tile The range of colours and tones within the same shade is relatively uniform from tile to tile. Minimal to no difference among pieces from the same production run.</p>	<p>V2 Slightly noticeable from tile to tile The range of colours and tones within the same shade is slightly noticeable from tile to tile. Clearly distinguishable differences in design or pattern with similar or slight change in colour tones.</p>	<p>V3 Moderately noticeable from tile to tile The range of colours and tones within the same shade is moderately noticeable from tile to tile. Clearly distinguishable differences in design or pattern.</p>	<p>V4 Distinctly noticeable from tile to tile The range of colours and tones within the same shade is distinctly different from tile to tile. Random colour differences from tile to tile, so that one tile may have totally different colors from that of other tiles. Final installation can be unique.</p>