


BLITZEN STONE

THE NATURAL POWERHOUSE ▲



BLITZEN STONE
THE NATURAL POWERHOUSE ▲




THE NATURAL POWERHOUSE

A MASTER OF NATURAL AESTHETIC, NIRO GRANITE CONTINUES TO NARRATE THE RELATIONSHIP BETWEEN HUMAN AND MOTHER NATURE THROUGH DESIGN – THIS TIME WITH BLITZEN STONE.

A RANGE INSPIRED BY NATURAL STONE, BLITZEN STONE'S EXCLUSIVELY CURATED PALETTE – FEATURING 5 NEUTRAL YET SENSUAL COLOURWAYS – SUGGESTS SIMPLICITY AND A PARED-BACK REFINEMENT THAT IS LOVABLE. BUT IT IS ITS UNIQUE VEINING THAT TRULY CAPTURES THE EYES. MIMICKING THE PRESENCE OF LIGHTNING OR ELECTRICAL CHARGES, THE PATTERN MAKES INTRICATE REFERENCES TO THE SINGULAR POWER, BEAUTY AND CHARACTERISTICS OF NATURE, PROVIDING AN EARTHBOUND WARMTH AND QUALITY THAT IS TRANSFORMATIVE.

WITH A RICHNESS AND SOUL, BLITZEN STONE WILL LIGHT UP ANY URBAN INTERIOR TO ELECTRIC EFFECT.

BLITZEN STONE
THE NATURAL POWERHOUSE ▲



5 COLOUR

- GBZ01 BRIGHT
- GBZ02 BURN
- GBZ03 CHARCOAL
- GBZ04 ASH
- GBZ05 DARK

3 SIZE

- 60x120cm
- 60x60cm
- 30x60cm

3 SURFACE

- Matt
- Matt Satin*
- Structured*

* - matt satin - for GBZ01 and GBZ02, size 60x120cm and 60x60cm only.

* - structured - for GBZ03, GBZ04 and GBZ05, size 30x60cm only.

SHADE VARIATION


- 60x120cm & 60x60cm - V3
- 30x60cm - V2




FLOOR
BLITZEN STONE
GBZ01 BRIGHT
60x120cm
matt



FLOOR
BLITZEN STONE
GBZ02 BURN
60x120cm
matt satin



WALL
BLITZEN STONE
GBZ02 BURN
30x60cm
matt





WALL
BLITZEN STONE
GBZ05 BURN
30x60cm
structured

FLOOR
BLITZEN STONE
GBZ03 CHARCOAL
60x120cm
matt



FLOOR
BLITZEN STONE
GBZ04 ASH
30x60cm
structured

BRIGHT

GBZ01



60x120cm . 60x60cm
matt . matt satin

V3



30x60cm
matt

V2

With a richness and soul, Blitzen Stone will light up any urban interior to electric effect.

BURN

GBZ02



60x120cm . 60x60cm
matt . matt satin

V3

CHARCOAL

GBZ03



60x120cm . 60x60cm
matt

V3



30x60cm
matt

V2



30x60cm
matt . structured

V2

ASH

GBZ04




60x120cm . 60x60cm
matt

V3

DARK

GBZ05



60x120cm . 60x60cm
matt

V3



30x60cm
matt . structured

V2



30x60cm
matt . structured

V2

TECHNICAL SPECIFICATIONS

DESCRIPTION	STANDARD TEST	MEASUREMENT UNIT	ISO STANDARD REQUIREMENT	NIRO GRANITE
Length & Width	ISO 10545 -2	mm	±0.6% Max	±0.30% Max
Thickness	ISO 10545 -2	mm	±5.0% Max	±5.0% Max
Sides Straightness	ISO 10545 -2	mm	±0.5% Max	±0.25% Max
Rectangularity	ISO 10545 -2	mm	±0.5% Max	±0.25% Max
Flatness: a) Centre Curvature	ISO 10545 -2	mm	±0.5% Max	±0.25% Max
b) Edge Curvature	ISO 10545 -2	mm	±0.5% Max	±0.25% Max
c) Warp	ISO 10545 -2	mm	±0.5% Max	±0.25% Max
Surface Quality	ISO 10545 -2	One Major Area of Tiles	≥ 95% free from visible defect	Comply
Water Absorption	ISO 10545 -3	Mass	≤0.5%	≤0.25%
Breaking Strength	ISO 10545 -4	N	≥ 1300 N	≥ 1300 N
Modulus of Rupture	ISO 10545 -4	N/mm ²	≥ 35 N/mm ² Individual ≥ 32 N/mm ²	≥ 35 N/mm ² Individual ≥ 32 N/mm ²
Abrasion Resistance				
a) Deep Abrasion for unglazed tiles	ISO 10545 -6	mm ³	≤ 175 mm ³	≤ 160 mm ³
b) Surfaces Abrasion for glazed tiles	ISO 10545 -7	Visual Check	Manuf. to state abrasion class, cycle and passed	≥ PEI 3 (Dependent on product type)*
Crazing Test (glazed tiles)	ISO 10545 -11	Visual Check	No Sign of Crazing	No Sign of Crazing
Frost Resistance	ISO 10545 -12	Visual Check	Required	No Visible Crack
Chemical Resistance				
a) Low concentrations	ISO 10545 -13	Visual Check	Manuf. To State	Max visible change on cut side (Dependent on Product Type)*
b) Household chemicals and swimming pool salts	ISO 10545 -13	Visual Check	≥ Class B	≥ Class B
Stain Resistance				
a) For unglazed tiles	ISO 10545 -14	Visual Check	Manuf. to state	≥ Class 3
b) For glazed tiles	ISO 10545 -14	Visual Check	≥ Class 3	≥ Class 3
Coefficient of Friction (wet and dry) (Excluding Polished and Semi-polished tile)	AS/NZA 4586-2013 App.D.	Manuf. To State	Manuf. to State	Oil / Wet Ramp ≥ R9 (Dependent on product type)*

* Refer to test report for specific test result.

Each different tiles series are produced to meet different performance requirements. For specific product technical performance, please request from Niro Granite sales team or their agent or distributor.

Colour Variations: Since the colour reproduction in this printed piece will vary from the actual tile colours, final selection should be made from tile samples. Colour, shade and glaze variations may exist due to the inherent characteristics of porcelain tile.



Due to the low porosity of porcelain tiles, an Improved High Performance Cementitious adhesive in accordance to BS EN 12004 & ISO 13007-1 is highly recommended for proper installation. Products that meet this standard are available amongst leading adhesive manufacturers. Please seek expert advice from adhesive manufacturers for proper selection and application.



NIRO CERAMIC GROUP

Lot 2, Persiaran Sultan,
Seksyen 15,
40200 Shah Alam,
Selangor, Malaysia.
T +603 5033 9333
F +603 5033 9323



www.nirogranite.com

 **facebook**
[/nirogranite.niroceramicgroup](#)
[/CreativeLobbyNiroGranite](#)

 **instagram**
[/Niro_Granite](#)

